

# AIRCRAFT ACTIVITY REPORT

## ARGUS RELEASES JUNE BUSINESS AIRCRAFT ACTIVITY

IMMEDIATE RELEASE // CINCINNATI, OH // July 8, 2017

### JUNE FLIGHT ACTIVITY RISES WITH THE MERCURY, POSTING A 4.3% YEAR OVER YEAR INCREASE, LED BY A 8.9% INCREASE IN THE PART 135 MARKET SECTOR.

The tables below reflect business aircraft activity data for June 1-30, 2017 vs. June 1-30 (y/y), 2016 and June 1-30, 2017 vs. May 1-31, 2017 (m/m) respectively.

#### YEAR-OVER-YEAR FLIGHT ACTIVITY

Reviewing year over year flight activity (June 2017 vs. June 2016), TRAQPak data indicates that June 2017 posted another significant increase, up 4.3%. The results by operational category were all positive with Part 135 continuing with strong gains, up 8.9%, Fractional activity recorded a rise of 4.9% and Part 91 activity increased 1.2%. The aircraft categories were all positive with large & mid-size jets posting the largest gains, up 5.8% & 6.4% respectively. Light jets and turboprops saw increases of 1.8% & 3.8% respectively.

#### June 2017 vs. June 2016

	Part 91	Part 135	Fractional	ALL
<b>Turbo Prop</b>	1.1%	7.4%	5.9%	3.8%
<b>Light Jet</b>	-1.8%	4.8%	10.3%	1.8%
<b>Mid-Size Jet</b>	3.9%	12.6%	2.9%	6.4%
<b>Large Jet</b>	2.3%	14.3%	2.5%	5.8%
<b>All Aircraft</b>	1.2%	8.9%	4.9%	4.3%

#### MONTH-OVER-MONTH FLIGHT ACTIVITY

June business aviation flight activity posted an anticipated month over month lull to finish down 0.3% from May 2017. Results by operational category were mixed for the month, with Part 91 posting the only increase, up 0.5%. Part 135 & Fractional activity posted slight declines, down 1.3% & 0.8% respectively for the month over month period. Aircraft categories were also mixed with turboprops posting the only monthly gain, up 2.9% from May. Light jets followed with a decline of 0.2%, mid-size jets fell 2.3% and large jets recorded a loss of 3.7% month over month.

#### June 2017 vs. May 2017

	Part 91	Part 135	Fractional	ALL
<b>Turbo Prop</b>	2.4%	3.0%	7.9%	2.9%
<b>Light Jet</b>	0.3%	-2.4%	4.4%	-0.2%
<b>Mid-Size Jet</b>	-0.2%	-4.8%	-2.4%	-2.3%
<b>Large Jet</b>	-2.0%	-4.3%	-9.5%	-3.7%
<b>All Aircraft</b>	0.5%	-1.3%	-0.8%	-0.3%

ARGUS TRAQPak data is aircraft flight number specific arrival and departure information on all IFR flights in the US (including Alaska and Hawaii), the Caribbean and Canada.

Note: for purposes of this report, FAR Part 135 flight data represents all flight activity of aircraft on a Part 135 charter certificate regardless of individual flight mission (excluding cargo, scheduled Part 135, and fractional operators).



**TRAQPak** is the most sophisticated aircraft activity analysis and market intelligence reporting tool that integrates the intelligence of the world's largest business aviation databases, with aircraft movement data and aircraft owner/operator contact information, to help make better, more informed business planning decisions.

**ARGUS International, Inc.** (ARGUS) is a specialized aviation services company whose mission is to provide the aviation marketplace with data and information necessary to make informed decisions and manage risk. ARGUS provides world-class aviation software and business management solutions, including AVMO SYS business management software, TRAQPak, CHEQ, and ARMOR SMS.

Founded in 1995, ARGUS is headquartered in Cincinnati, Ohio, and actively engaged around the globe.



#### NEXT MONTH'S FORECAST

Looking ahead...TRAQPak analysts estimate there will be a 4.6% increase in overall flight activity year over year in July 2017.

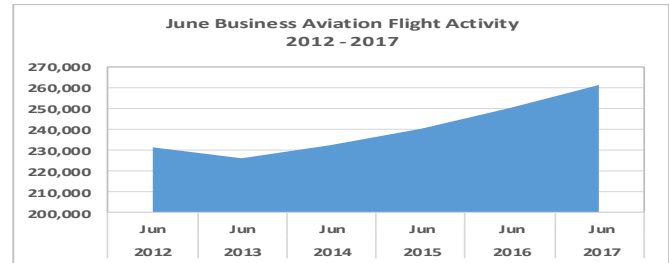


## FLIGHTS BY DAY

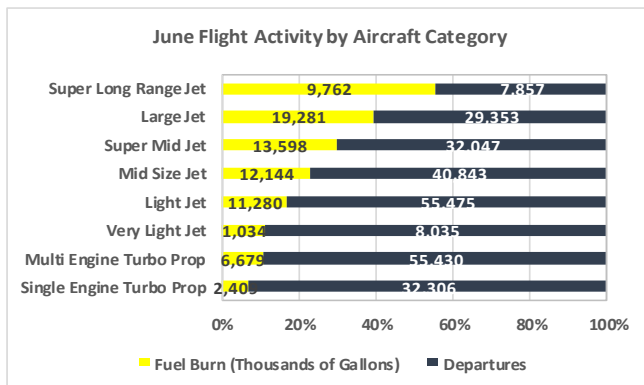
	2016	2017	% Change
Weekday	9,126	9,535	4.5%
Weekend	6,223	6,444	3.6%



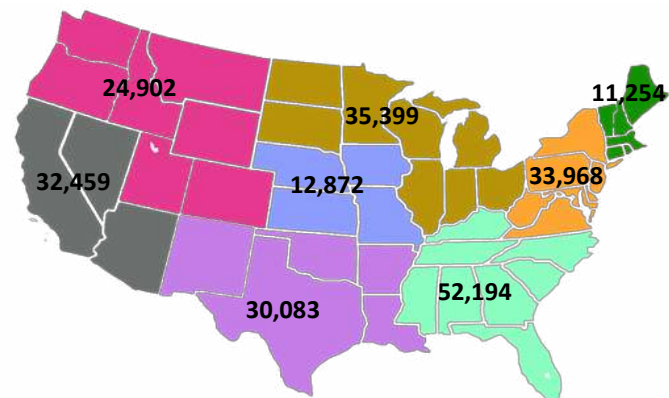
## BUSINESS AVIATION FLIGHT ACTIVITY



## FLIGHT ACTIVITY BY AIRCRAFT



## REGIONAL BREAKDOWN (DEPARTURES)



## TRAQPAK AIRCRAFT CATEGORIES

### TURBO PROP

Single Engine Turboprop Aircraft and Multi-Engine Turboprop Aircraft

### SMALL CABIN JET

Very Light Jets (VLJ) and Light Jets (LJ)-Jet aircraft with a maximum takeoff weight of less than 20,000 lbs.

### MID-SIZE CABIN JET

Mid-size Jets (MJ) and Super Mid-size Jets (SMJ) - Jet aircraft with maximum takeoff weight of over 20,000 to 41,000 lbs.

### LARGE CABIN JET

Large Jets, Ultra-Long Range and Heavy Jets - Jet aircraft with maximum takeoff weight of over 41,000 lbs. For weight over 41,000 lbs and Ultra-Long Range and Heavy Jets having an NBAA IFR Range above 6,000NM.

### MEDIA CONTACT

Sally Feldmann, Director of Marketing // ARGUS International // +1 513.852.1021 // [sally.feldmann@argus.aero](mailto:sally.feldmann@argus.aero)

### NOTICE OF DISCLAIMER

Readers are advised that this report is issued solely for informational purposes. ARGUS also makes no promise and/or warranty to maintain and/or update the published information. Suspension of this service may occur at any time at the discretion of the Institution. ARGUS shall not be liable for any errors or inaccuracies, regardless of cause, or the lack of timeliness of, or any delay or interruptions in, the transmission thereof to the users.